

# The State of Young Children

CARROLL  
COUNTY

**1,748**  
children under 5 years old <sup>1</sup>

**21.4%**  
of children under 5 years  
old are living in poverty <sup>2</sup>

**263**

Babies born in 2023 <sup>9</sup>

**22**

Pregnant women and families  
served by *Help Me Grow* home  
visiting <sup>12</sup>  
(2024)

**724**

Children under age 5 covered  
by Medicaid <sup>11</sup>  
(as of July 2024)

**26**

Children ages 0-3 receiving  
Part-C Early Intervention  
Services  
(as of Jan 2025)

**<10**

Children five years and younger  
are in state custody  
(as of Jan. 1, 2024) <sup>8</sup>

**\$10,009**

Estimated 2024 yearly price for  
infant center-based care <sup>5</sup>

**12.4%**

of family median income was spent  
on child care in 2022 <sup>6</sup>

**57**

Children are accessing Publicly-  
Funded Child Care (PFCC) and  
the Child Care Voucher <sup>3</sup>  
(as of December 2024)

**<10**

Children are accessing public  
preschool through Early  
Childhood Education grants <sup>7</sup>  
(2024)

**37.3%**

of kindergartners are  
demonstrating readiness <sup>10</sup>  
(2022-2023)


**19%**

of economically disadvantaged  
kindergartners are demonstrating  
readiness <sup>13</sup>  
(2022-2023)



SOURCES  
AVAILABLE  
HERE





# The State of Young Children

COLUMBIANA  
COUNTY

## 6,116

children under 5 years old <sup>1</sup>

890

Babies born in 2023 <sup>9</sup>

59

Pregnant women and families served by *Help Me Grow* home visiting <sup>12</sup> (2024)

3,332

Children under age 5 covered by Medicaid <sup>11</sup> (as of July 2024)

75

Children ages 0-3 receiving Part-C Early Intervention Services (as of Jan 2025)

20

Children five years and younger are in state custody (as of Jan. 1, 2024) <sup>8</sup>

## 20.1%

of children under 5 years old are living in poverty <sup>2</sup>

\$10,009

Estimated 2024 yearly price for infant center-based care <sup>5</sup>

11.9%

of family median income was spent on child care in 2022 <sup>6</sup>

519

Children are accessing Publicly-Funded Child Care (PFCC) and the Child Care Voucher <sup>3</sup> (as of December 2024)

370

Children are accessing public preschool through Early Childhood Education grants <sup>7</sup> (2024)

31.3%

of kindergartners are demonstrating readiness <sup>10</sup> (2022-2023)


24.3%

of economically disadvantaged kindergartners are demonstrating readiness <sup>13</sup> (2022-2023)



SOURCES  
AVAILABLE  
HERE





# The State of Young Children

HOLMES  
COUNTY

**4,492**  
children under 5 years old <sup>1</sup>

**11.9%**  
of children under 5 years  
old are living in poverty <sup>2</sup>

**808**

Babies born in 2023 <sup>9</sup>

**\$17,012**

Estimated 2024 yearly price for  
infant center-based care <sup>5</sup>

**17.7%**

of family median income was spent  
on child care in 2022 <sup>6</sup>

**22**

Pregnant women and families  
served by *Help Me Grow* home  
visiting <sup>12</sup>  
(2024)

**22**

Children are accessing Publicly-  
Funded Child Care (PFCC) and  
the Child Care Voucher <sup>3</sup>  
(as of December 2024)

**533**

Children under age 5 covered  
by Medicaid <sup>11</sup>  
(as of July 2024)

**<10**

Children are accessing public  
preschool through Early  
Childhood Education grants <sup>7</sup>  
(2024)

**34**

Children ages 0-3 receiving  
Part-C Early Intervention  
Services  
(as of Jan 2025)

**37.9%**

of kindergartners are  
demonstrating readiness <sup>10</sup>  
(2022-2023)

**12**

Children five years and younger  
are in state custody  
(as of Jan. 1, 2024) <sup>8</sup>


**21.3%**

of economically disadvantaged  
kindergartners are demonstrating  
readiness <sup>13</sup>  
(2022-2023)



SOURCES  
AVAILABLE  
HERE





# The State of Young Children

PORTAGE  
COUNTY

**8,576**  
children under 5 years old <sup>1</sup>

**14.1%**  
of children under 5 years  
old are living in poverty <sup>2</sup>

**1,313**

Babies born in 2023 <sup>9</sup>

**\$17,012**

Estimated 2024 yearly price for  
infant center-based care <sup>5</sup>

**16.5%**

of family median income was spent  
on child care in 2022 <sup>6</sup>

**58**

Pregnant women and families  
served by *Help Me Grow* home  
visiting <sup>12</sup>  
(2024)

**645**

Children are accessing Publicly-  
Funded Child Care (PFCC) and  
the Child Care Voucher <sup>3</sup>  
(as of December 2024)

**3,567**

Children under age 5 covered  
by Medicaid <sup>11</sup>  
(as of July 2024)

**121**

Children are accessing public  
preschool through Early  
Childhood Education grants <sup>7</sup>  
(2024)

**167**

Children ages 0-3 receiving  
Part-C Early Intervention  
Services  
(as of Jan 2025)

**43.2%**

of kindergartners are  
demonstrating readiness <sup>10</sup>  
(2022-2023)

**46**

Children five years and younger  
are in state custody  
(as of Jan. 1, 2024) <sup>8</sup>

**25.1%**

of economically disadvantaged  
kindergartners are demonstrating  
readiness <sup>13</sup>  
(2022-2023)



SOURCES  
AVAILABLE  
HERE







# The State of Young Children

STARK  
COUNTY

**24,567**  
children under 5 years old <sup>1</sup>

**21.9%**  
of children under 5 years  
old are living in poverty <sup>2</sup>

**3,940**

Babies born in 2023 <sup>9</sup>

**\$12,795**

Estimated 2024 yearly price for  
infant center-based care <sup>5</sup>

**14.3%**

of family median income was spent  
on child care in 2022 <sup>6</sup>

**63**

Pregnant women and families  
served by *Help Me Grow* home  
visiting <sup>12</sup>  
(2024)

**2,309**

Children are accessing Publicly-  
Funded Child Care (PFCC) and  
the Child Care Voucher <sup>3</sup>  
(as of December 2024)

**12,309**

Children under age 5 covered  
by Medicaid <sup>11</sup>  
(as of July 2024)

**863**

Children are accessing public  
preschool through Early  
Childhood Education grants <sup>7</sup>  
(2024)

**473**

Children ages 0-3 receiving  
Part-C Early Intervention  
Services  
(as of Jan 2025)

**36.8%**

of kindergartners are  
demonstrating readiness <sup>10</sup>  
(2022-2023)

**202**

Children five years and younger  
are in state custody  
(as of Jan. 1, 2024) <sup>8</sup>


**20.8%**

of economically disadvantaged  
kindergartners are demonstrating  
readiness <sup>13</sup>  
(2022-2023)



SOURCES  
AVAILABLE  
HERE





# The State of Young Children

SUMMIT  
COUNTY

**35,607**  
children under 5 years old <sup>1</sup>

**19.6%**  
of children under 5 years  
old are living in poverty <sup>2</sup>

**5,313** Babies born in 2023 <sup>9</sup>

**\$17,012** Estimated 2024 yearly price for  
infant center-based care <sup>5</sup>

**343** Pregnant women and families  
served by *Help Me Grow* home  
visiting <sup>12</sup>  
(2024)

**17.1%** of family median income was spent  
on child care in 2022 <sup>6</sup>

**17,103** Children under age 5 covered  
by Medicaid <sup>11</sup>  
(as of July 2024)

**4,584** Children are accessing Publicly-  
Funded Child Care (PFCC) and  
the Child Care Voucher <sup>3</sup>  
(as of December 2024)

**554** Children ages 0-3 receiving  
Part-C Early Intervention  
Services  
(as of Jan 2025)

**961** Children are accessing public  
preschool through Early  
Childhood Education grants <sup>7</sup>  
(2024)

**334** Children five years and younger  
are in state custody  
(as of Jan. 1, 2024) <sup>8</sup>


**37%** of kindergartners are  
demonstrating readiness <sup>10</sup>  
(2022-2023)

**18%** of economically disadvantaged  
kindergartners are demonstrating  
readiness <sup>13</sup>  
(2022-2023)



SOURCES  
AVAILABLE  
HERE





# The State of Young Children

TUSCARAWAS  
COUNTY

**7,168**  
children under 5 years old <sup>1</sup>

**24.8%**  
of children under 5 years  
old are living in poverty <sup>2</sup>

**1,125**

Babies born in 2023 <sup>9</sup>

**\$12,795**

Estimated 2024 yearly price for  
infant center-based care <sup>5</sup>

**78**

Pregnant women and families  
served by *Help Me Grow* home  
visiting <sup>12</sup>  
(2024)



**15.2%**

of family median income was spent  
on child care in 2022 <sup>6</sup>

**3,200**

Children under age 5 covered  
by Medicaid <sup>11</sup>  
(as of July 2024)

**1,367**

Children are accessing Publicly-  
Funded Child Care (PFCC) and  
the Child Care Voucher <sup>3</sup>  
(as of December 2024)

**113**

Children ages 0-3 receiving  
Part-C Early Intervention  
Services  
(as of Jan 2025)

**215**

Children are accessing public  
preschool through Early  
Childhood Education grants <sup>7</sup>  
(2024)

**30**

Children five years and younger  
are in state custody  
(as of Jan. 1, 2024) <sup>8</sup>

**34.7%**

of kindergartners are  
demonstrating readiness <sup>10</sup>  
(2022-2023)




**25.7%**

of economically disadvantaged  
kindergartners are demonstrating  
readiness <sup>13</sup>  
(2022-2023)



SOURCES  
AVAILABLE  
HERE





# The State of Young Children

WAYNE  
COUNTY

**8,741**  
children under 5 years old <sup>1</sup>

**9.8%**  
of children under 5 years  
old are living in poverty <sup>2</sup>

**1,400**

Babies born in 2023 <sup>9</sup>

**\$12,795**

Estimated 2024 yearly price for  
infant center-based care <sup>5</sup>

**13.8%**

of family median income was spent  
on child care in 2022 <sup>6</sup>

**72**

Pregnant women and families  
served by *Help Me Grow* home  
visiting <sup>12</sup>  
(2024)

**297**

Children are accessing Publicly-  
Funded Child Care (PFCC) and  
the Child Care Voucher <sup>3</sup>  
(as of December 2024)

**2,527**

Children under age 5 covered  
by Medicaid <sup>11</sup>  
(as of July 2024)

**137**

Children are accessing public  
preschool through Early  
Childhood Education grants <sup>7</sup>  
(2024)

**167**

Children ages 0-3 receiving  
Part-C Early Intervention  
Services  
(as of Jan 2025)

**37.1%**

of kindergartners are  
demonstrating readiness <sup>10</sup>  
(2022-2023)

**25**

Children five years and younger  
are in state custody  
(as of Jan. 1, 2024) <sup>8</sup>

**18%**

of economically disadvantaged  
kindergartners are demonstrating  
readiness <sup>13</sup>  
(2022-2023)



SOURCES  
AVAILABLE  
HERE

